
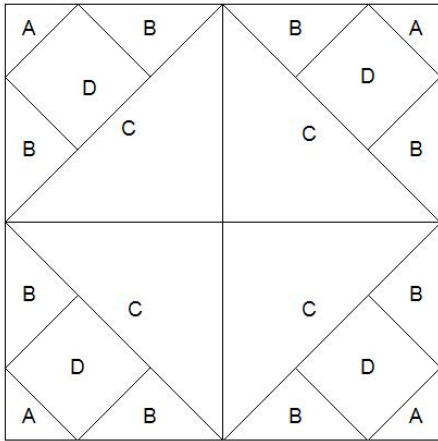


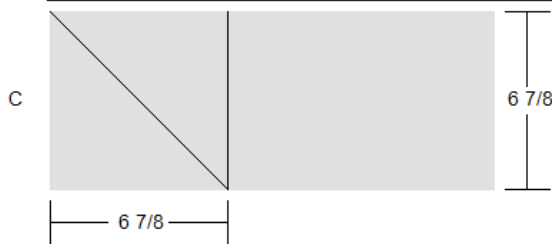
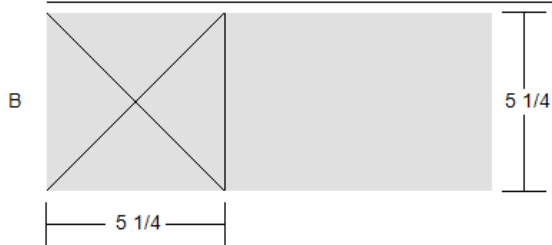
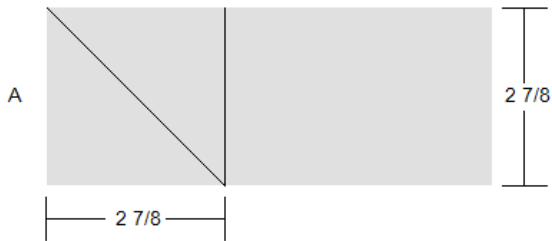
Directions provided by: Teajuana Mahone of Teaquilts  
[www.teaquilts.com](http://www.teaquilts.com)

**Ladies' Aid - Ladies Art Company`**

Key Block (1/5 actual size)



Cutting Diagrams



Patch Count



2 patches



2 patches



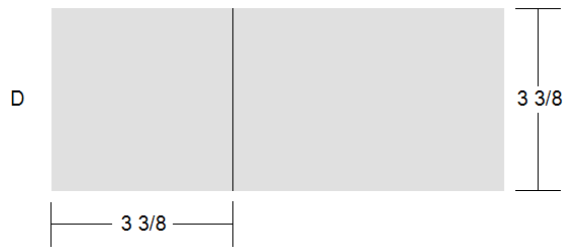
8 patches



2 patches



2 patches



2 patches



2 patches



### 46 x 58 Quilt Fabric Requirements - 1st border 1" finished; 2nd border 4" finished

Fabric key	Number of patches	Yardage estimate	Fabric name
	72	7/8	Color Splash by Patricia Bravo
	100	# 1	The Quilter's Kitchen Collection by Jennifer Chiaverini
	76	# 1 + 7/8	Blue Palace by Johnny Karwan

# The estimate for this fabric assumes that long strips ARE pieced.